

Course Program of Study (CPoS) Updates



CPoS Profile



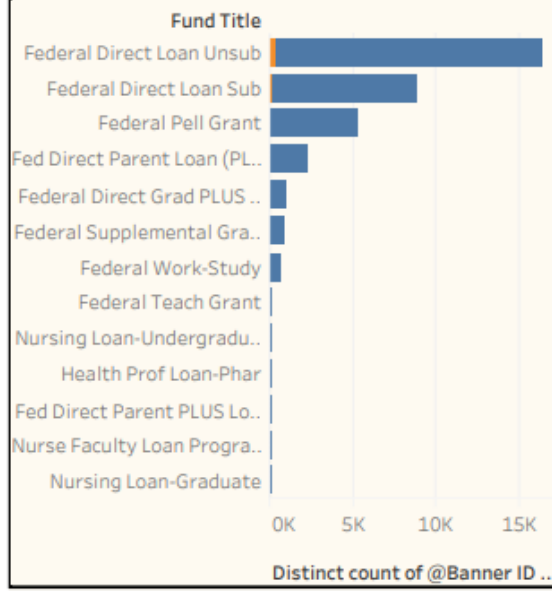
Sgbstdn Level Code
All

Student Classification Desc
All

Schc
All

Cpos Impact Ind
■ Y
■ N

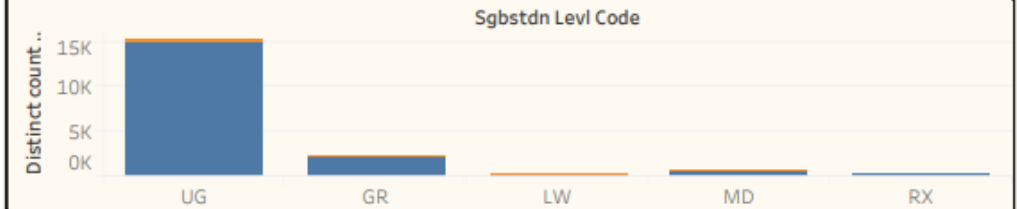
CPoS Impact on Title IV Awards



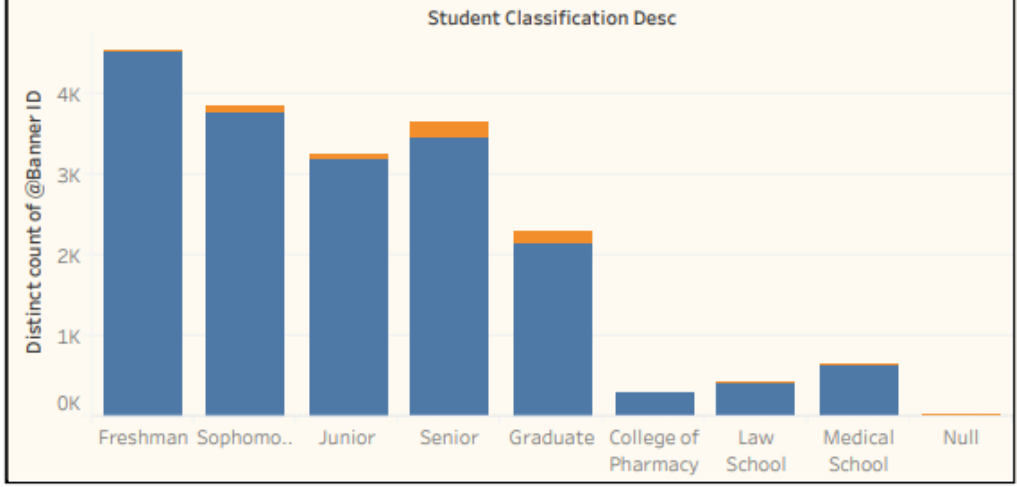
CPoS Impact Overall

Cpos Impac..	Distinct count of @Banner ID	% of Total Distinct count of @Banner ID along..
Y	501	2.65%
N	18,373	97.35%

CPoS Impact by Student Level



CPoS Impact by Student Classification



CPoS Profile



Sgbstdn Lev Code
All

Student Classification Desc
All

Schc
All

CPoS Impact on Title IV Awards		
Fund Title	CPOS IMPACT IND (Awards)	
	N	Y
Federal Direct Loan Unsub	15,861	427
Federal Direct Loan Sub	8,706	198
Federal Pell Grant	5,167	128
Fed Direct Parent Loan (PLUS)	2,261	53
Federal Direct Grad PLUS Lo..	904	23
Federal Supplemental Grant	812	23
Federal Work-Study	668	17
Federal Teach Grant	60	1
Nursing Loan-Undergraduate	22	
Health Prof Loan-Phar	6	
Fed Direct Parent PLUS Loan	3	
Nurse Faculty Loan Program	3	
Nursing Loan-Graduate	1	

CPoS Impact Overall

Cpos Impac..	Distinct count of @Banner ID	% of Total	Distinct count of @Banner ID alon..	% of Total
Y	501	2.65%		
N	18,373	97.35%		

CPoS Impact by Student Level

Sgbstdn Lev Code	Cpos Impact Ind			
	Y		N	
	Distinct count of @Banner ID	% of Total Distinct count of @Banner ID ..	Distinct count of @Banner ID	% of Total Distinct count of @Banner ID ..
UG	343	2.25%	14,903	97.75%
GR	156	6.82%	2,131	93.18%
LW	1	0.24%	412	99.76%
MD	1	0.16%	642	99.84%
RX			285	100.00%

CPoS Impact by Student Classification

Student Classification Desc	Cpos Impact Ind			
	Y		N	
	Distinct count of @Banner ID	% of Total Distinct count of @Banner I..	Distinct count of @Banner ID	% of Total Distinct count of @Banner I..
Freshman	18	0.40%	4,521	99.60%
Sophomore	79	2.06%	3,757	97.94%
Junior	58	1.79%	3,179	98.21%
Senior	188	5.17%	3,448	94.83%
Graduate	156	6.82%	2,133	93.18%
College of Pharmacy			285	100.00%
Law School	1	0.24%	412	99.76%
Medical School	2	0.31%	642	99.69%
Null	1	7.69%	12	92.31%

CPoS Profile



Sgbstdn Lev Code
UG

Student Classification Desc
All

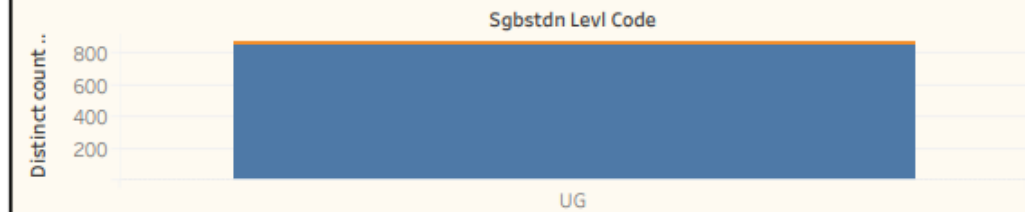
Schc
Y

Cpos Impact Ind
■ Y
■ N

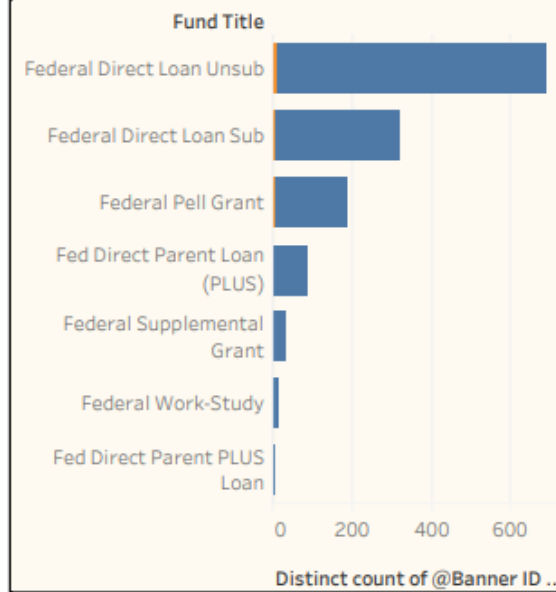
CPoS Impact Overall

Cpos Impac..	Distinct count of @Banner ID	% of Total Distinct count of @Banner ID alon..
Y	15.0	1.72%
N	855.0	98.28%

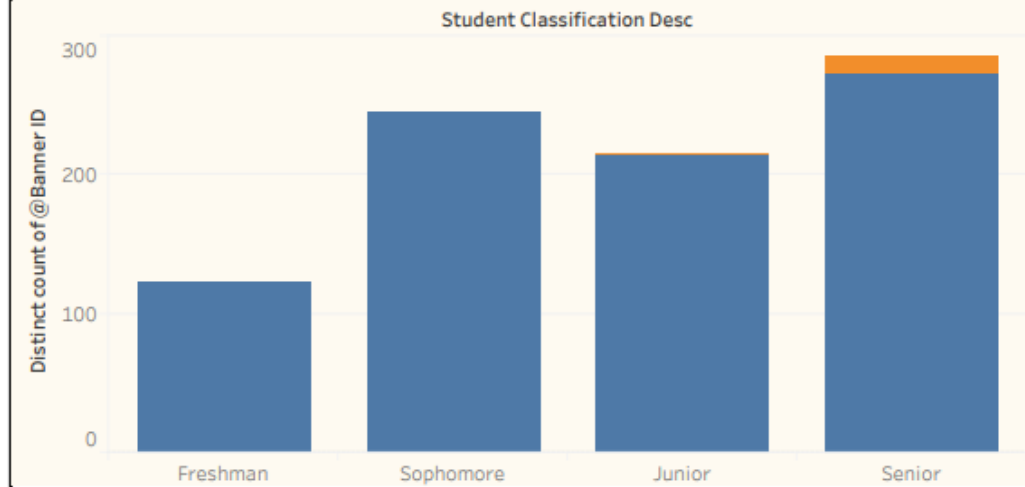
CPoS Impact by Student Level



CPoS Impact on Title IV Awards



CPoS Impact by Student Classification



CPoS Profile



Sgbstdn Lev Code
UG

Student Classification Desc
All

Schc
Y

CPoS Impact Overall

Cpos Impac..	Distinct count of @Banner ID	% of Total	Distinct count of @Banner ID alon..	% of Total
Y	15.0	1.72%	1.72%	
N	855.0	98.28%	98.28%	

CPoS Impact on Title IV Awards

Fund Title	CPOS IMPACT IND (Awards)	
	N	Y
Federal Direct Loan Unsub	679	12
Federal Direct Loan Sub	310	8
Federal Pell Grant	182	7
Fed Direct Parent Loan (PLUS)	88	
Federal Supplemental Grant	31	
Federal Work-Study	18	
Fed Direct Parent PLUS Loan	1	

CPoS Impact by Student Level

Sgbstdn Lev Code	Cpos Impact Ind			
	Y		N	
	Distinct count of @Banner ID	% of Total Distinct count of @Banner ID ..	Distinct count of @Banner ID	% of Total Distinct count of @Banner ID ..
UG	15.0	1.72%	855.0	98.28%

CPoS Impact by Student Classification

Student Classificati..	Cpos Impact Ind			
	Y		N	
	Distinct count of @Banner ID	% of Total Distinct count of @Banner ID ..	Distinct count of @Banner ID	% of Total Distinct count of @Banner ID ..
Freshman			123.0	100.00%
Sophomore			245.0	100.00%
Junior	2.0	0.93%	214.0	99.07%
Senior	13.0	4.55%	273.0	95.45%